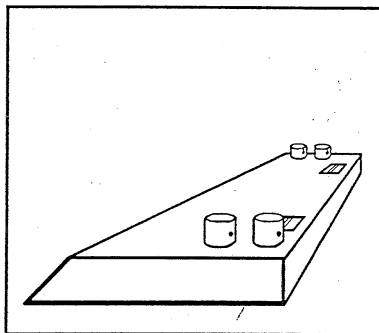
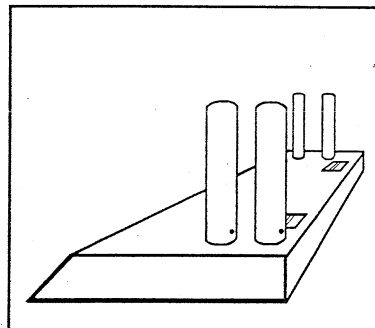


TRENCH SHIELD ASSEMBLY

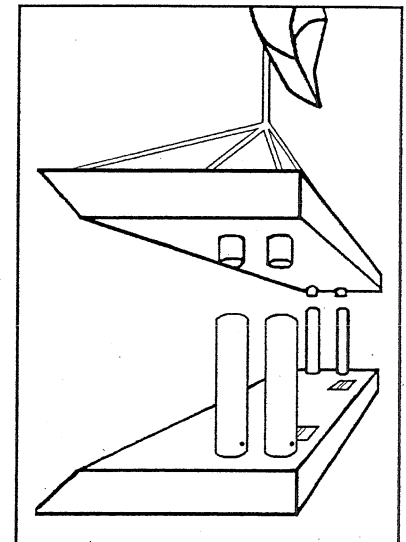
Assembles in minutes...



Place one sidewall flat on the ground...



... set the spreader pipes over the collars and insert the holding pins and keepers...



... lower the other sidewall into position and pin in the same manner. Set the shield upright and it's ready for the trench.

**NO NUTS AND BOLTS, WRENCHES,
WELDERS OR MECHANICS.**

**INTERCHANGEABILITY OF COMPONENTS
MEANS JOB-TO-JOB VERSATILITY
WITHOUT STRUCTURAL
MODIFICATION.**

All GME sidewalls and spreader sets are uniformly mass-produced to assure interchangeability. Units 6-foot or shorter can use loose spreader pipe. Accessories are available for stacking, joining in-line and creating infinite variations in height, width, length and areas of clear span.

